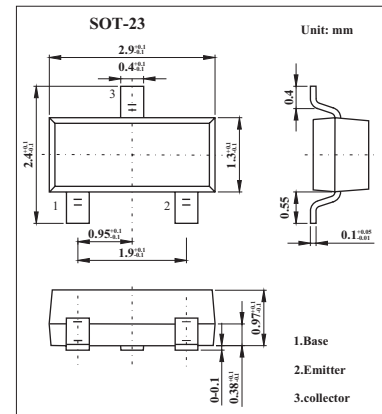


PNP Transistor

BC858B

■ Features

- Ideally suited for automatic insertion
- For Switching and AF Amplifier Applications



■ Absolute Maximum Ratings $T_a = 25^\circ\text{C}$

Parameter	Symbol	Rating	Unit
Collector-Base Voltage	BC856	-80	V
	BC857	-50	
	BC858	-30	
Collector-Emitter Voltage	BC856	-65	V
	BC857	-45	
	BC858	-30	
Emitter-Base Voltage	V_{EBO}	-5	V
Collector Current -Continuous	I_C	-0.1	A
Collector Power Dissipation	P_C	200	mW
Junction Temperature	T_J	150	$^\circ\text{C}$
Storage Temperature	T_{stg}	-65 to +150	$^\circ\text{C}$

■ Electrical Characteristics $T_a = 25^\circ\text{C}$

Parameter	Symbol	Testconditons	Min	Typ	Max	Unit	
Collector-base breakdown voltage	BC856	$I_c = -10\mu\text{A}, I_E = 0$	-80			V	
	BC857		-50				
	BC858		-30				
Collector-emitter breakdown voltage	BC856	$I_c = -10\text{ mA}, I_B = 0$	-65			V	
	BC857		-45				
	BC858		-30				
Emitter-base breakdown voltage	V_{EBO}	$I_E = -10\mu\text{A}, I_C = 0$	-5			V	
Collector cut-off current	BC856	$V_{CB} = -70\text{ V}, I_E = 0$			-0.1	$\mu\text{ A}$	
	BC857		$V_{CB} = -45\text{ V}, I_E = 0$				
	BC858		$V_{CB} = -25\text{ V}, I_E = 0$				
Collector cut-off current	BC856	$V_{CE} = -60\text{ V}, I_B = 0$			-0.1	$\mu\text{ A}$	
	BC857		$V_{CE} = -40\text{ V}, I_B = 0$				
	BC858V		$V_{CE} = -25\text{ V}, I_B = 0$				
Emitter cut-off current	I_{EBO}	$V_{EB} = -5\text{ V}, I_C = 0$			-0.1	$\mu\text{ A}$	
DC current gain	BC856A, 857A, 858A	$V_{CE} = -5\text{V}, I_C = -2\text{mA}$	120		250		
	BC856B, 857B, 858B		220		475		
	BC857C, BC858C		420		800		
Collector-emitter saturation voltage	$V_{CE(sat)}$	$I_C = -100\text{mA}, I_B = -5\text{ mA}$			-0.5	V	
Base-emitter saturation voltage	$V_{BE(sat)}$	$I_C = -100\text{ mA}, I_B = -5\text{mA}$			-1.1	V	
Collector capacitance	C_{ob}	$V_{CB} = -10\text{V}, f = 1\text{MHz}$			4.5	pF	
Transition frequency	f_t	$V_{CE} = -5\text{ V}, I_C = -10\text{mA}, f = 100\text{MHz}$	100			MHz	

■ Marking

NO.	BC856A	BC856B
Marking	3A	3B

NO.	BC857A	BC857B	BC857C
Marking	3E	3F	3G

NO.	BC858A	BC858B	BC858C
Marking	3J	3K	3L

■ Typical Characteristics

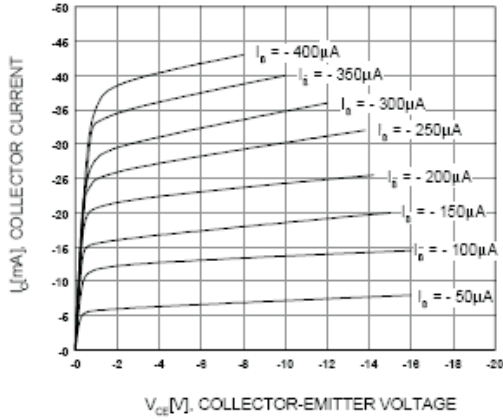


Fig.1 Static Characteristic

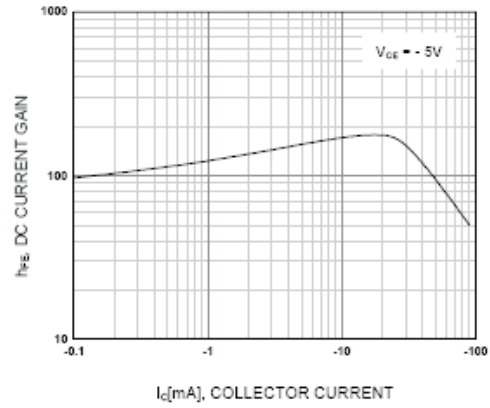


Fig.2 DC Current Gain

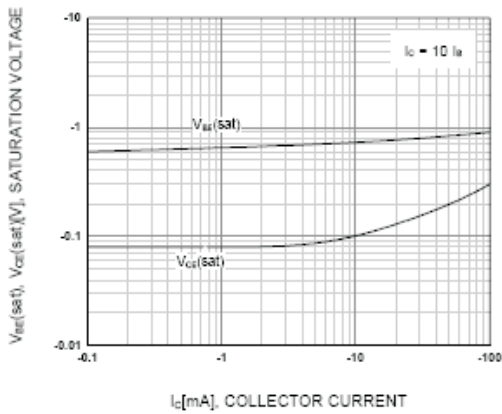


Fig.3 Base Emitter Saturation Voltage
Collector Emitter Saturation Voltage

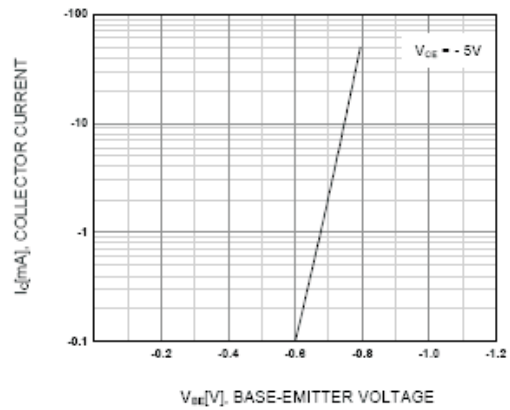


Fig.4 Base Emitter ON Voltage

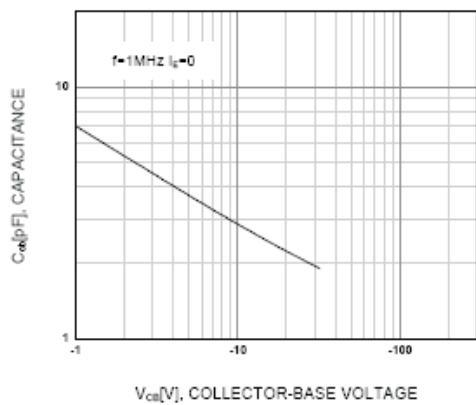


Fig.5 Collector Output Capacitance

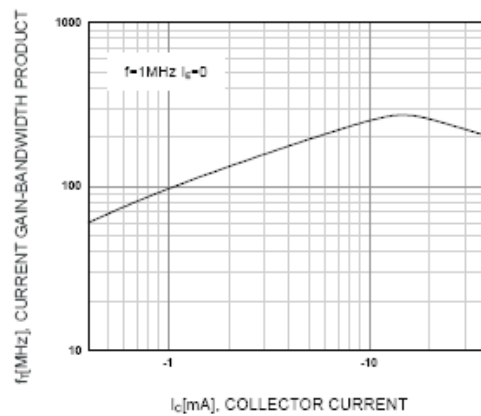


Fig.6 Current Gain Bandwidth Product